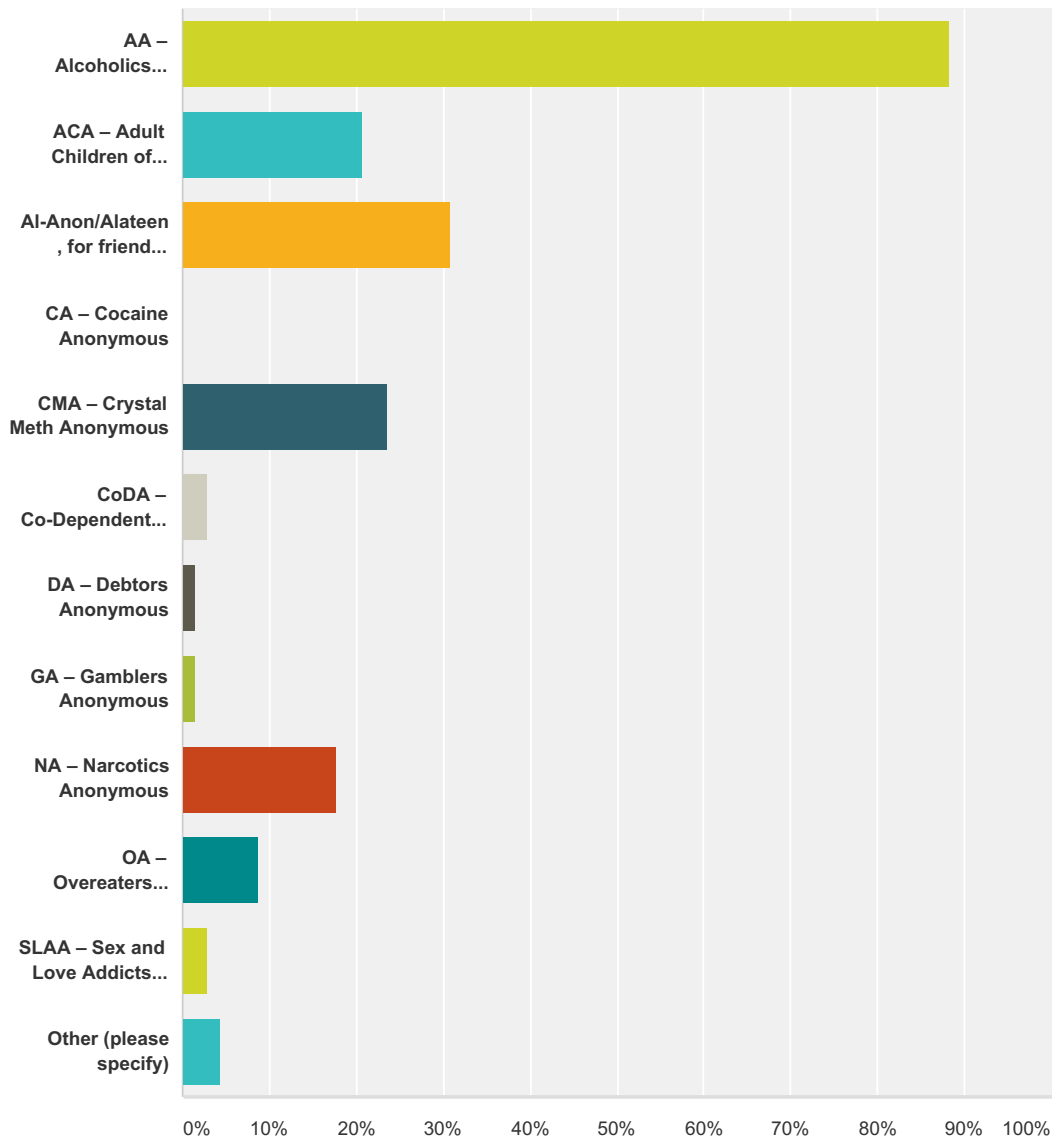


### Q1 In which 12 step programs do you participate (select any that apply)

Answered: 68 Skipped: 0



| Answer Choices   | Responses |
|--|-----------|
| AA – Alcoholics Anonymous  | 88.24% 60 |
| ACA – Adult Children of Alcoholics   | 20.59% 14 |
| Al-Anon/Alateen, for friends and families of alcoholics  | 30.88% 21 |
| CA – Cocaine Anonymous   | 0.00% 0   |
| CMA – Crystal Meth Anonymous   | 23.53% 16 |
| CoDA – Co-Dependents Anonymous, for people working to end patterns of dysfunctional relationships and develop functional and healthy relationships | 2.94% 2   |

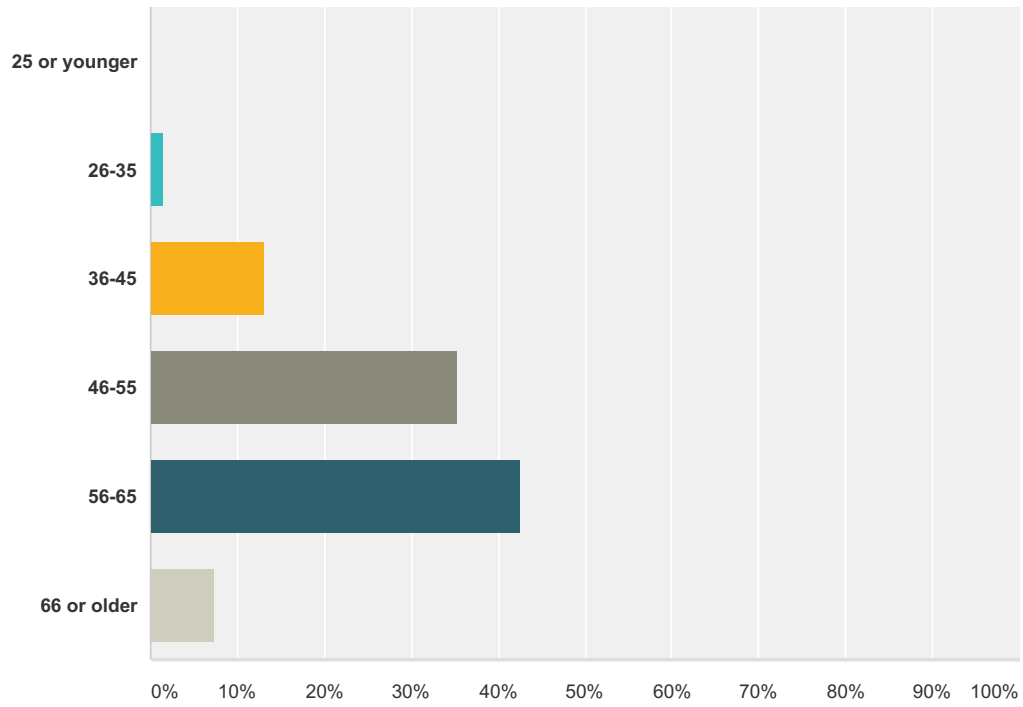
|                                       |        |    |
|---------------------------------------|--------|----|
| DA – Debtors Anonymous                | 1.47%  | 1  |
| GA – Gamblers Anonymous               | 1.47%  | 1  |
| NA – Narcotics Anonymous              | 17.65% | 12 |
| OA – Overeaters Anonymous             | 8.82%  | 6  |
| SLAA – Sex and Love Addicts Anonymous | 2.94%  | 2  |
| Other (please specify)                | 4.41%  | 3  |
| <b>Total Respondents: 68</b>          |        |    |

**Q2 In what ZIP code is your primary home located? (enter 5-digit ZIP code; for example, 00544 or 94305)**

Answered: 67 Skipped: 1

### Q3 What is your age group?

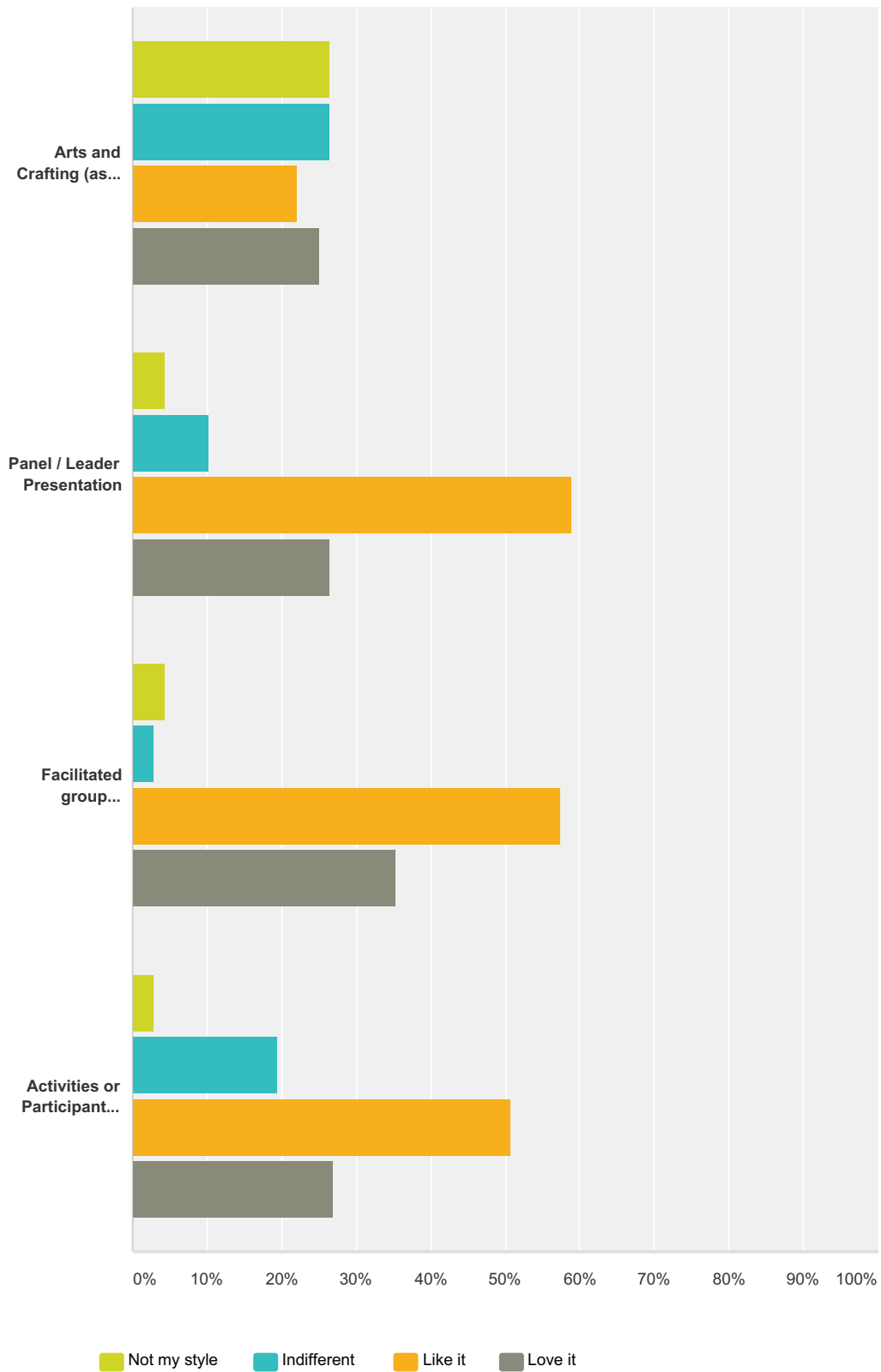
Answered: 68 Skipped: 0



| Answer Choices | Responses |
|----------------|-----------|
| 25 or younger  | 0.00% 0   |
| 26-35          | 1.47% 1   |
| 36-45          | 13.24% 9  |
| 46-55          | 35.29% 24 |
| 56-65          | 42.65% 29 |
| 66 or older    | 7.35% 5   |
| <b>Total</b>   | <b>68</b> |

### Q4 Please rate these workshop formats.

Answered: 68 Skipped: 0

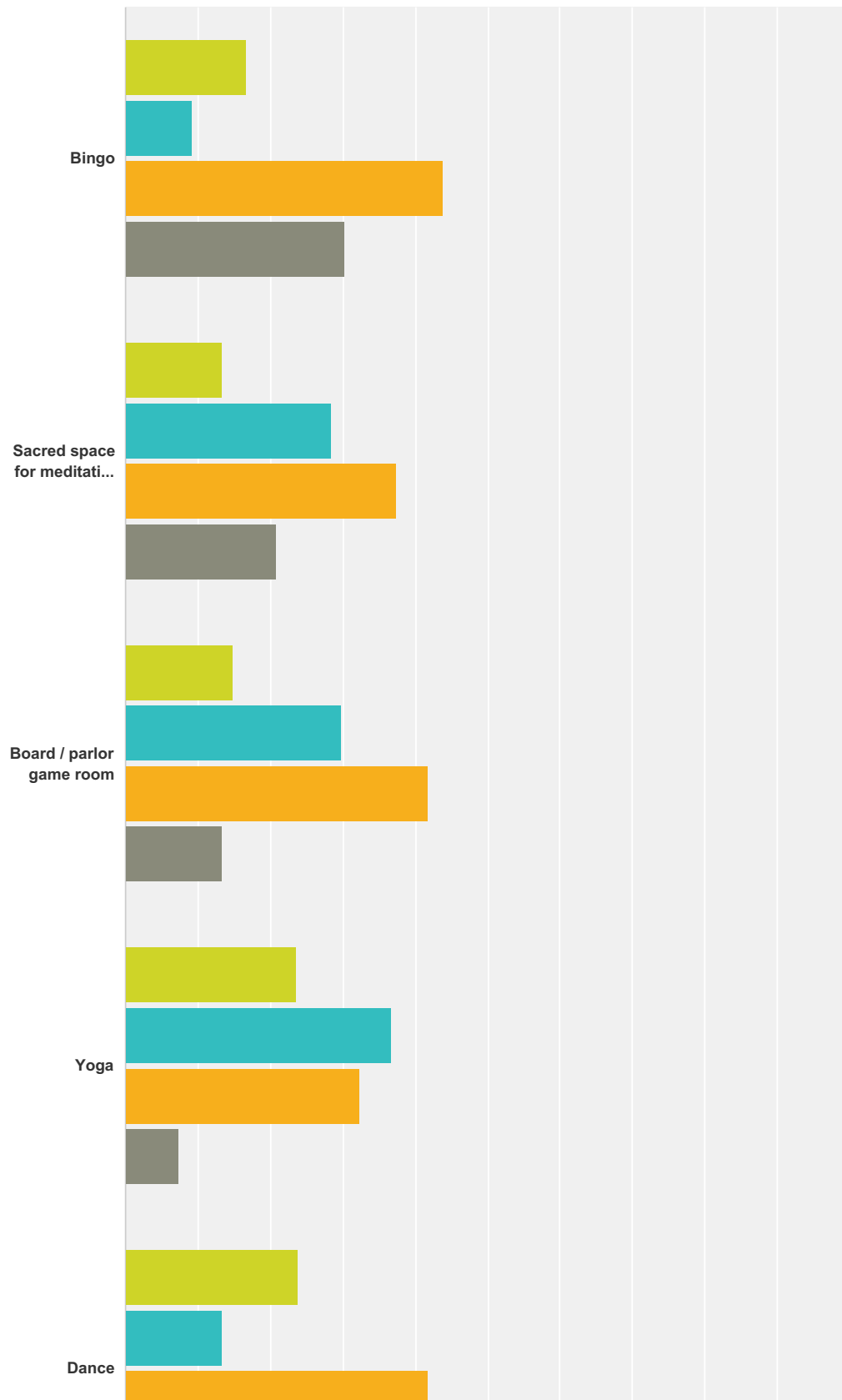


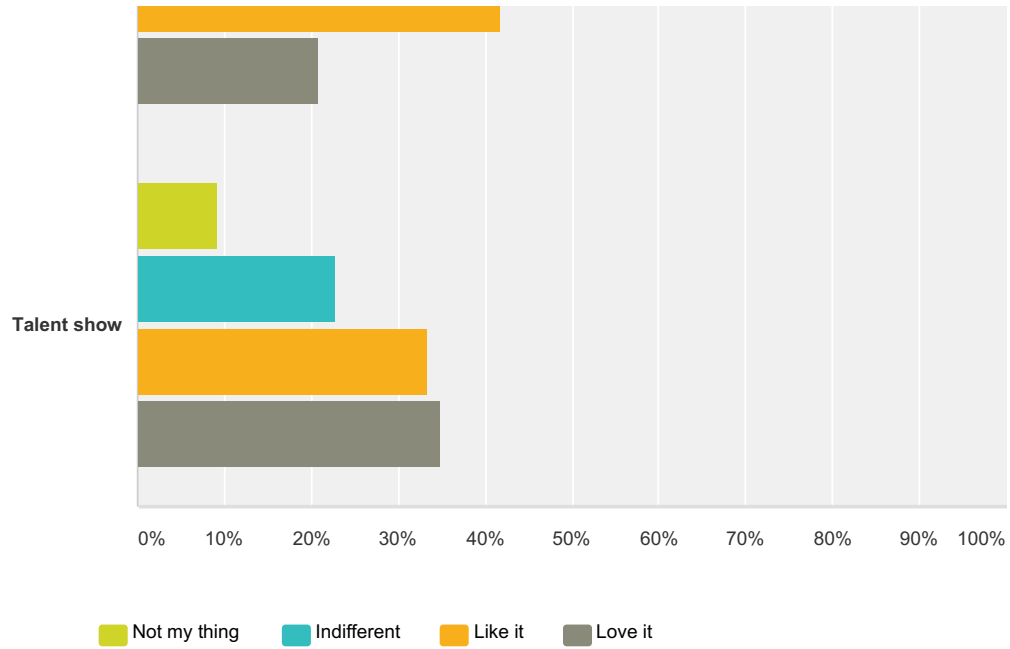
|  | Not my style | Indifferent | Like it | Love it | Total |
|--|--------------|-------------|---------|---------|-------|
|--|--------------|-------------|---------|---------|-------|

|   |                     |                     |                     |                     |    |
|---|---------------------|---------------------|---------------------|---------------------|----|
| Arts and Crafting (as a means of exploration) | <b>26.47%</b><br>18 | <b>26.47%</b><br>18 | <b>22.06%</b><br>15 | <b>25.00%</b><br>17 | 68 |
| Panel / Leader Presentation                   | <b>4.41%</b><br>3   | <b>10.29%</b><br>7  | <b>58.82%</b><br>40 | <b>26.47%</b><br>18 | 68 |
| Facilitated group discussion                  | <b>4.41%</b><br>3   | <b>2.94%</b><br>2   | <b>57.35%</b><br>39 | <b>35.29%</b><br>24 | 68 |
| Activities or Participant Exercises           | <b>2.99%</b><br>2   | <b>19.40%</b><br>13 | <b>50.75%</b><br>34 | <b>26.87%</b><br>18 | 67 |

### Q5 Please rate these potential conference activities:

Answered: 68 Skipped: 0



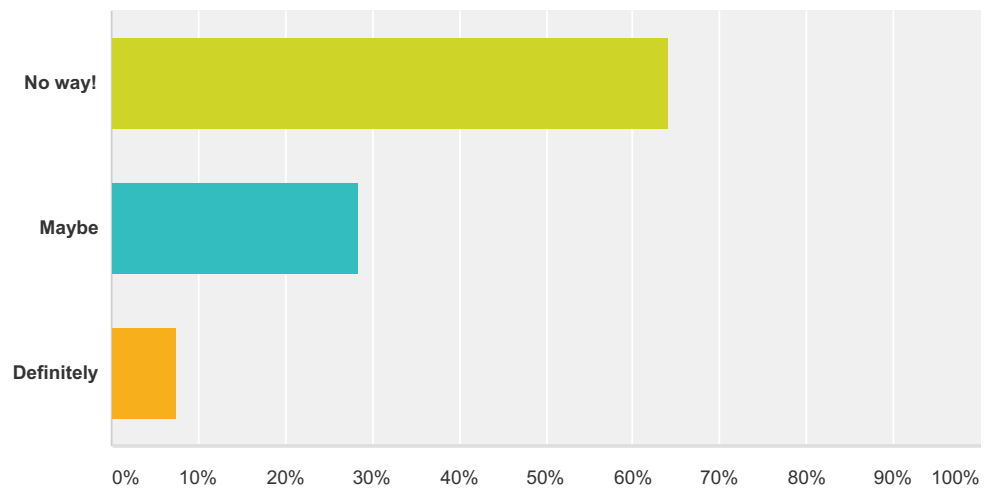


|                                   | Not my thing | Indifferent  | Like it      | Love it      | Total |
|-----------------------------------|--------------|--------------|--------------|--------------|-------|
| Bingo                             | 16.67%<br>11 | 9.09%<br>6   | 43.94%<br>29 | 30.30%<br>20 | 66    |
| Sacred space for meditation, etc. | 13.43%<br>9  | 28.36%<br>19 | 37.31%<br>25 | 20.90%<br>14 | 67    |
| Board / parlor game room          | 14.93%<br>10 | 29.85%<br>20 | 41.79%<br>28 | 13.43%<br>9  | 67    |
| Yoga                              | 23.53%<br>16 | 36.76%<br>25 | 32.35%<br>22 | 7.35%<br>5   | 68    |
| Dance                             | 23.88%<br>16 | 13.43%<br>9  | 41.79%<br>28 | 20.90%<br>14 | 67    |
| Talent show                       | 9.09%<br>6   | 22.73%<br>15 | 33.33%<br>22 | 34.85%<br>23 | 66    |



### Q6 Would you be interested in performing in a talent show?

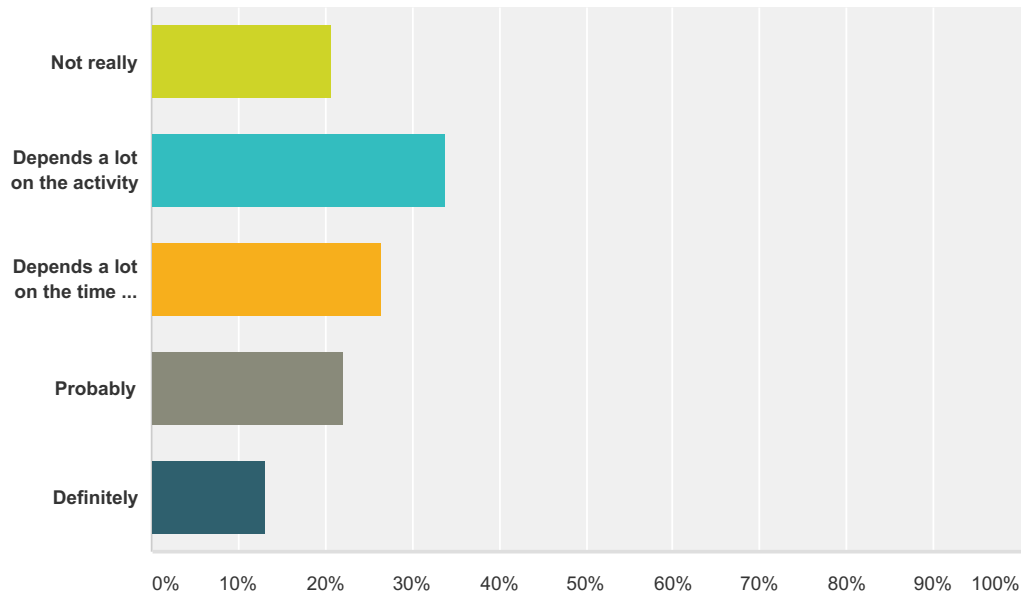
Answered: 67 Skipped: 1



| Answer Choices | Responses |
|----------------|-----------|
| No way!        | 64.18% 43 |
| Maybe          | 28.36% 19 |
| Definitely     | 7.46% 5   |
| <b>Total</b>   | <b>67</b> |

### Q7 Are you interested in attending social activities in the Rehoboth area outside of the conference weekend?

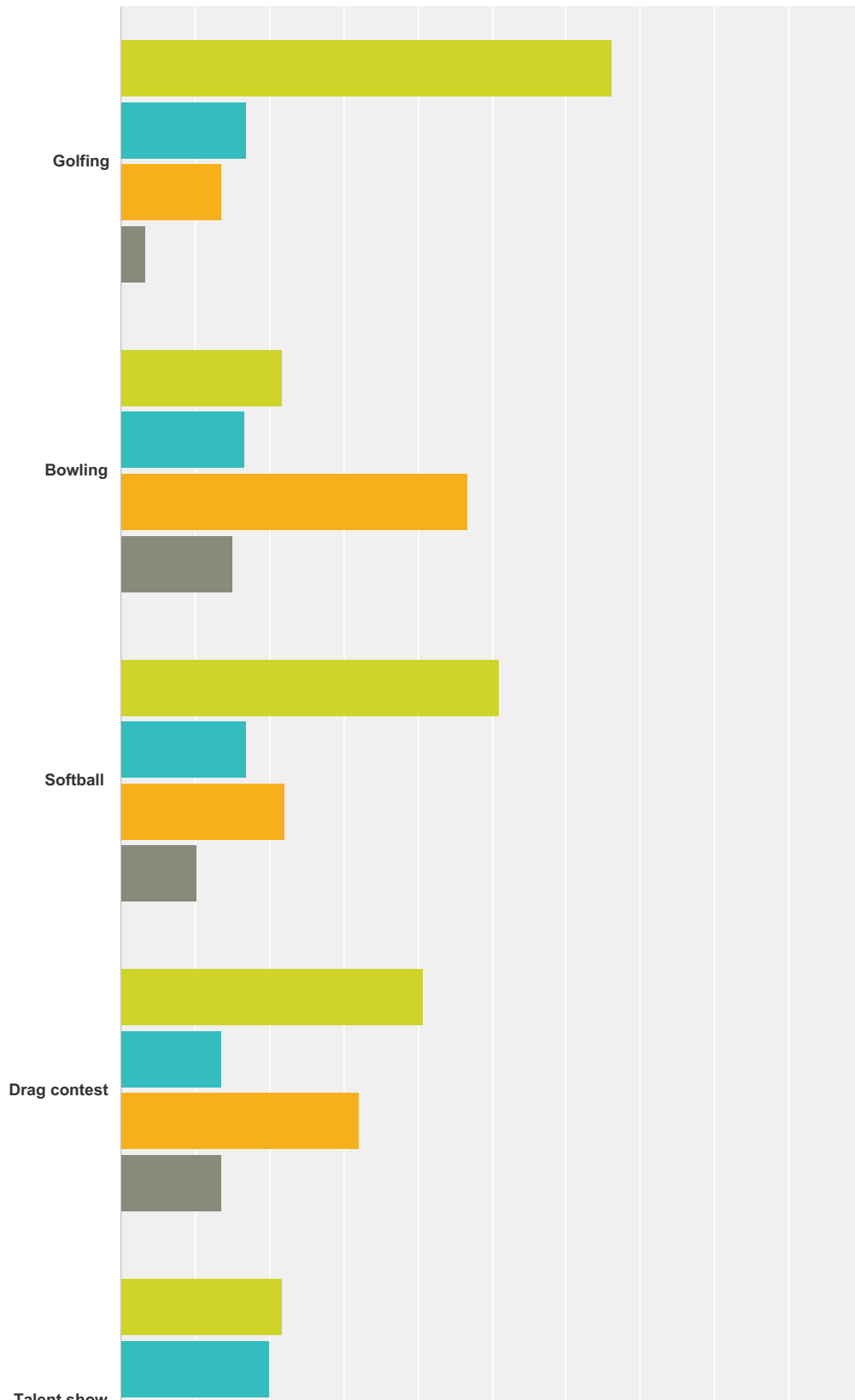
Answered: 68 Skipped: 0

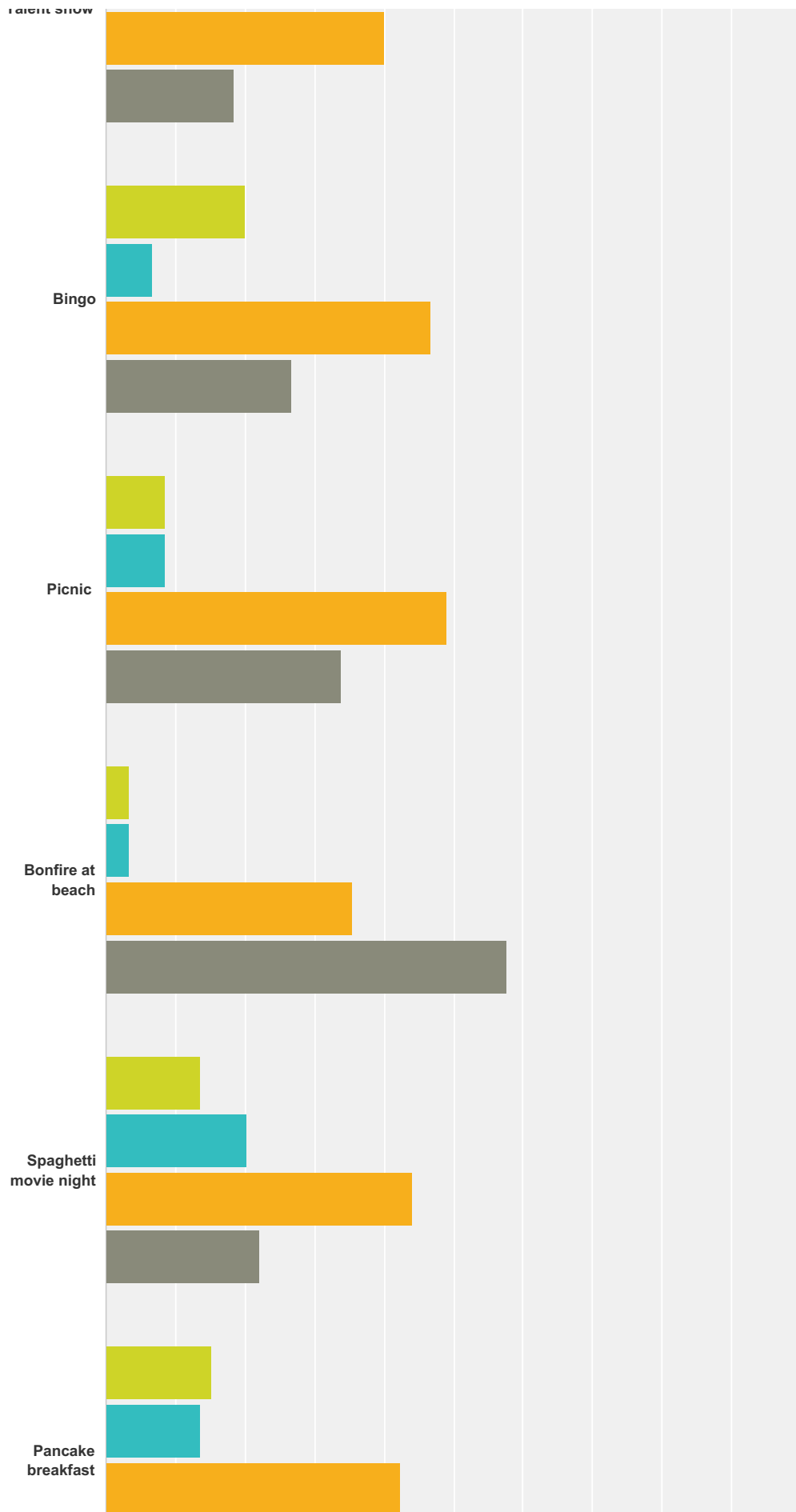


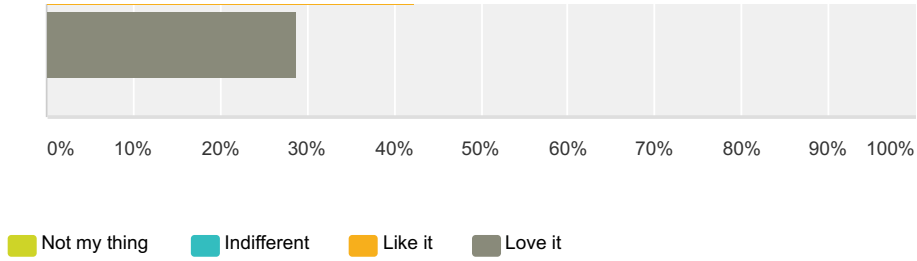
| Answer Choices                    | Responses |
|-----------------------------------|-----------|
| Not really                        | 20.59% 14 |
| Depends a lot on the activity     | 33.82% 23 |
| Depends a lot on the time of year | 26.47% 18 |
| Probably                          | 22.06% 15 |
| Definitely                        | 13.24% 9  |
| <b>Total Respondents: 68</b>      |           |

**Q8 If you are interested in social activities in Rehoboth at other times of the year, please rate these potential activities:**

Answered: 61 Skipped: 7



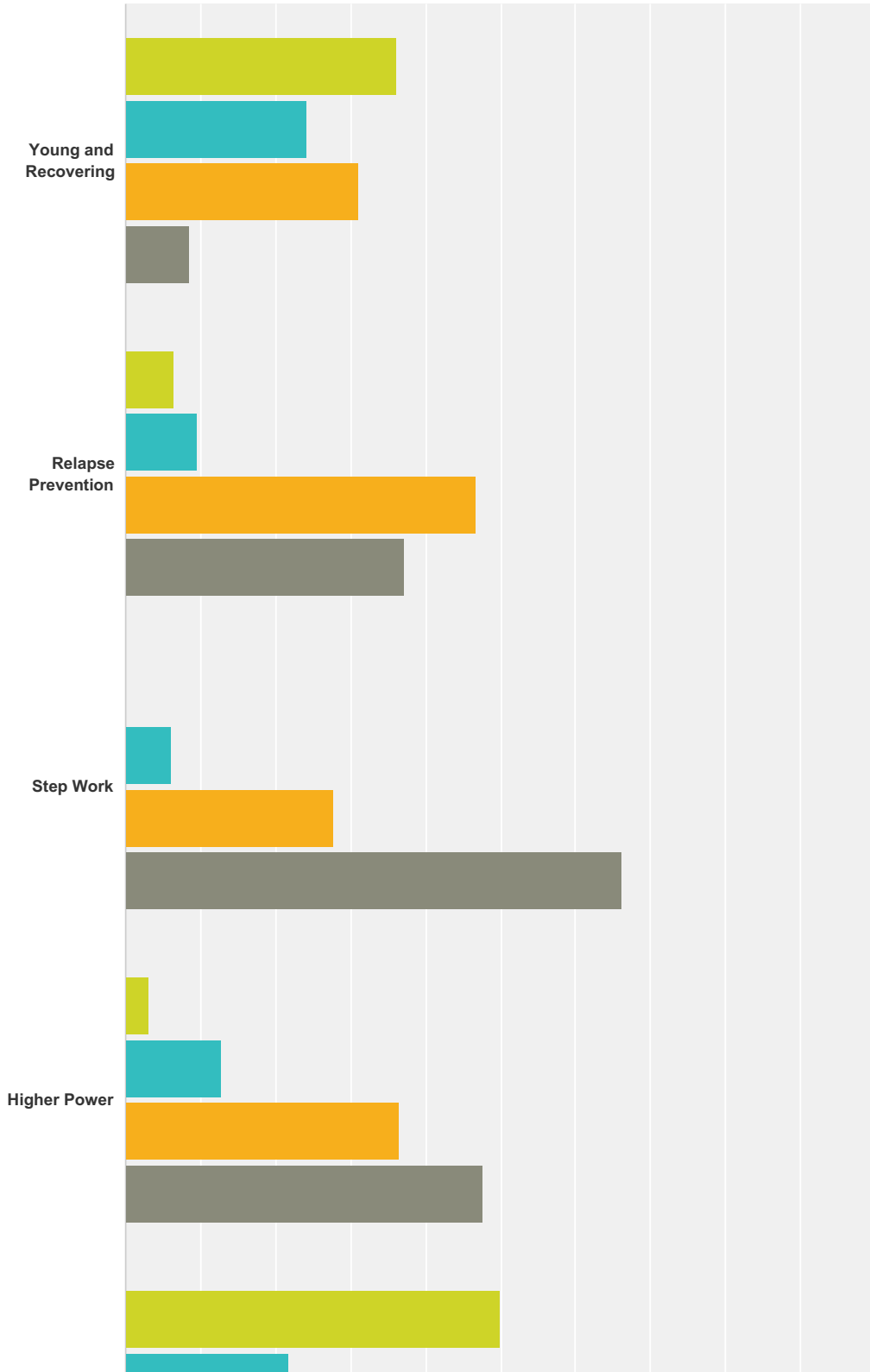


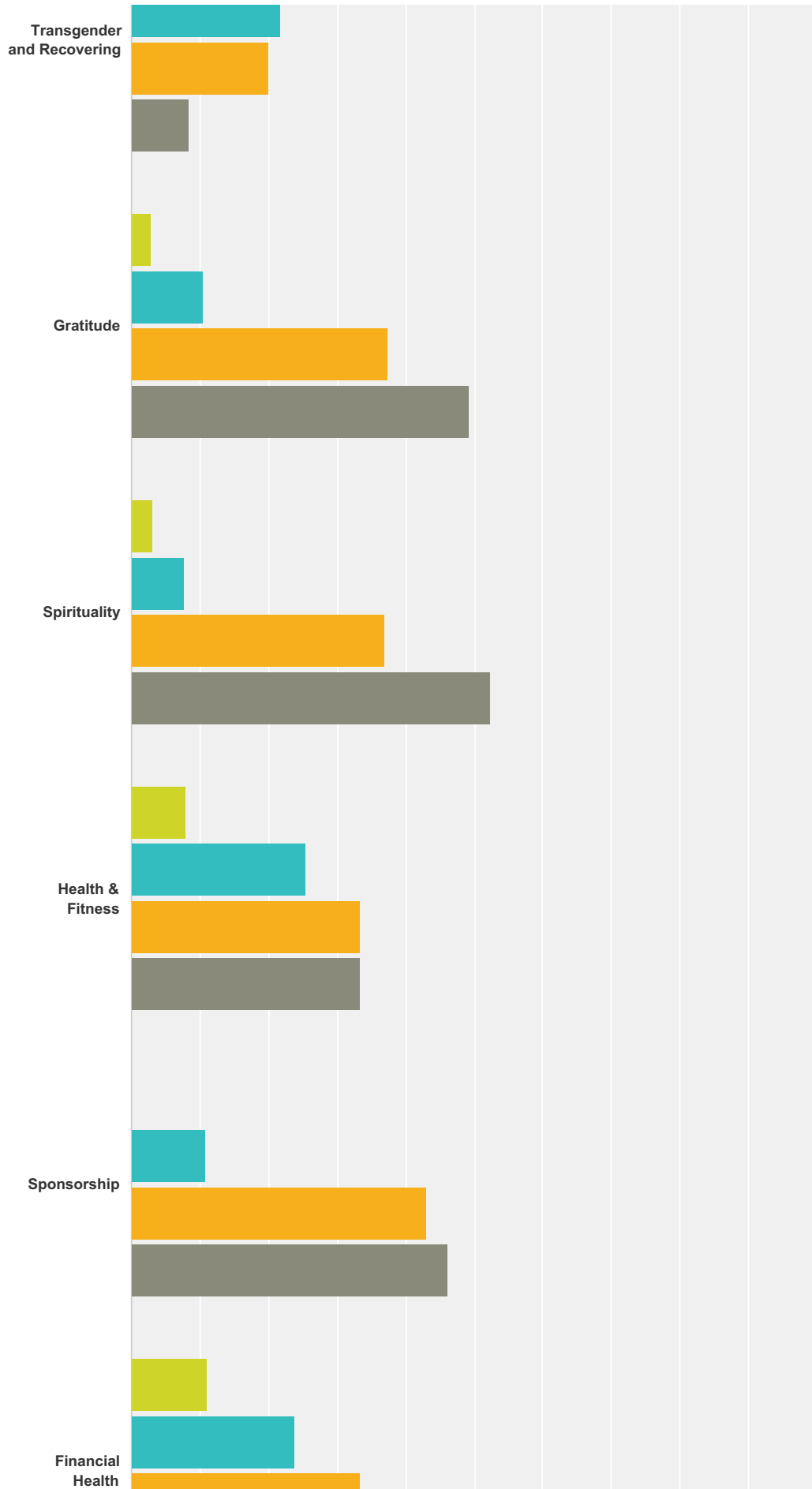


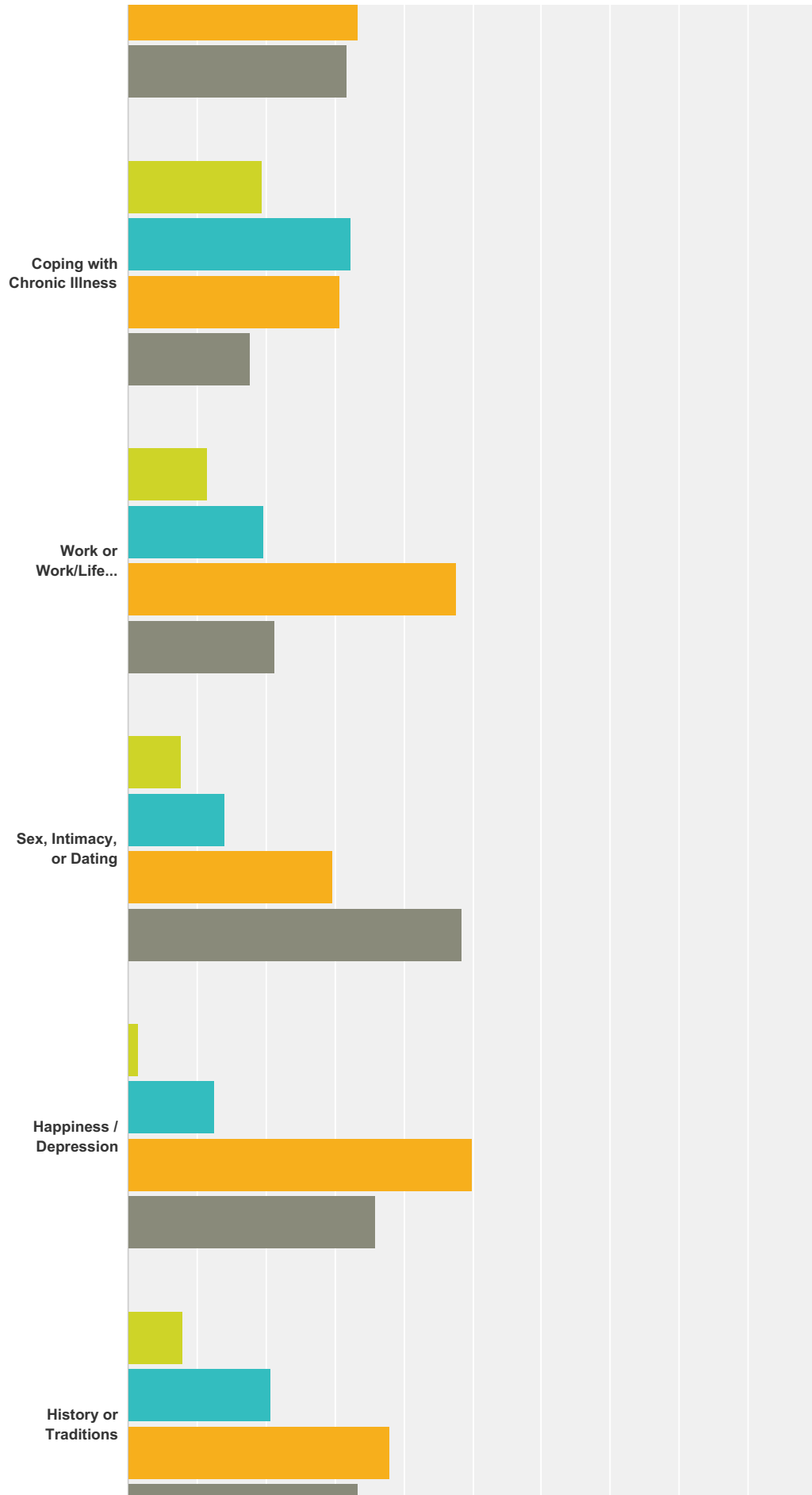
|                       | Not my thing | Indifferent  | Like it      | Love it      | Total |
|-----------------------|--------------|--------------|--------------|--------------|-------|
| Golfing               | 66.10%<br>39 | 16.95%<br>10 | 13.56%<br>8  | 3.39%<br>2   | 59    |
| Bowling               | 21.67%<br>13 | 16.67%<br>10 | 46.67%<br>28 | 15.00%<br>9  | 60    |
| Softball              | 50.85%<br>30 | 16.95%<br>10 | 22.03%<br>13 | 10.17%<br>6  | 59    |
| Drag contest          | 40.68%<br>24 | 13.56%<br>8  | 32.20%<br>19 | 13.56%<br>8  | 59    |
| Talent show           | 21.67%<br>13 | 20.00%<br>12 | 40.00%<br>24 | 18.33%<br>11 | 60    |
| Bingo                 | 20.00%<br>12 | 6.67%<br>4   | 46.67%<br>28 | 26.67%<br>16 | 60    |
| Picnic                | 8.47%<br>5   | 8.47%<br>5   | 49.15%<br>29 | 33.90%<br>20 | 59    |
| Bonfire at beach      | 3.39%<br>2   | 3.39%<br>2   | 35.59%<br>21 | 57.63%<br>34 | 59    |
| Spaghetti movie night | 13.56%<br>8  | 20.34%<br>12 | 44.07%<br>26 | 22.03%<br>13 | 59    |
| Pancake breakfast     | 15.25%<br>9  | 13.56%<br>8  | 42.37%<br>25 | 28.81%<br>17 | 59    |

**Q9 Please rate these potential topics for workshops and feel free to skip any that don't interest you. Insert your topic suggestions at the bottom.**

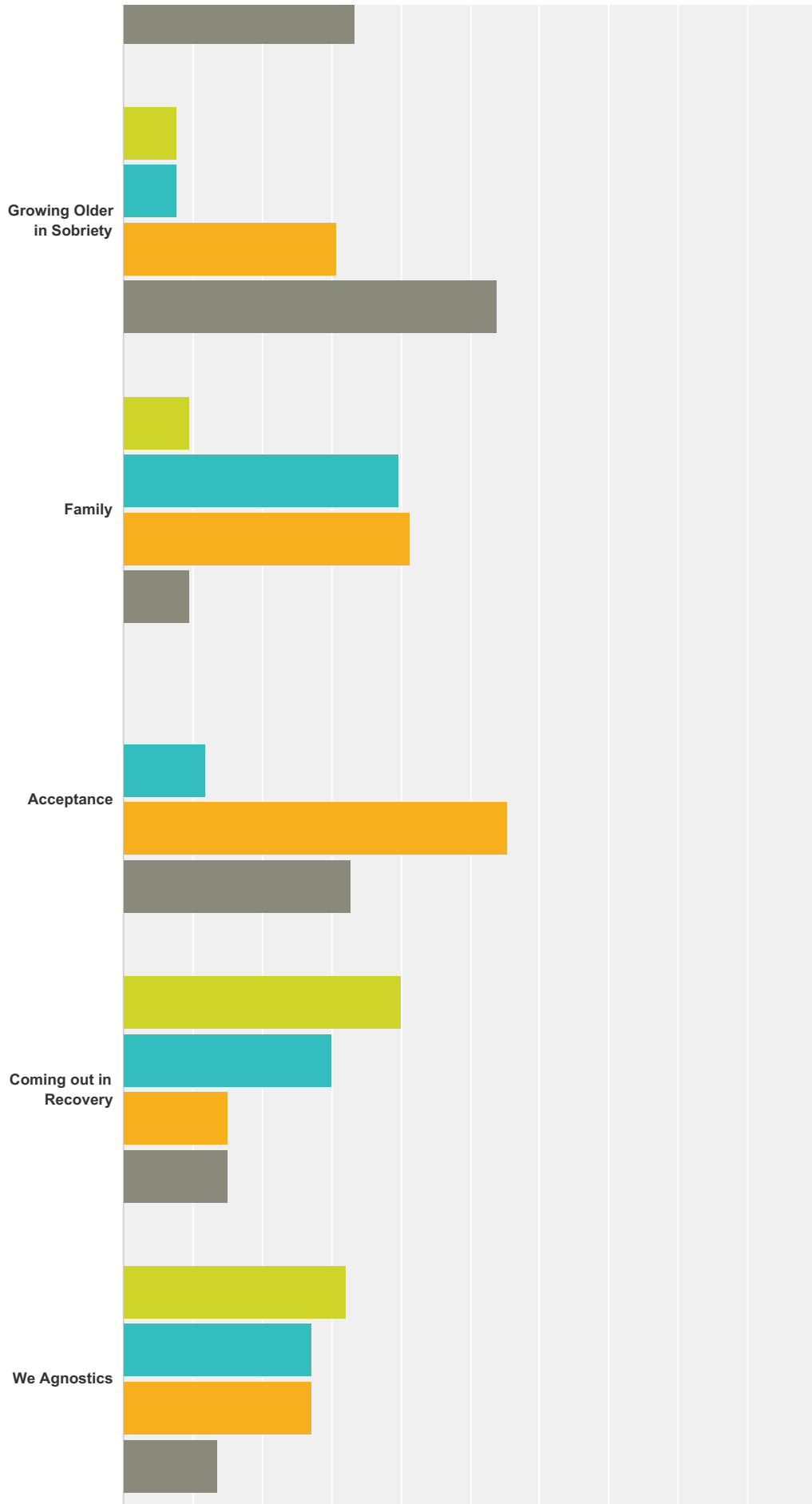
Answered: 68 Skipped: 0

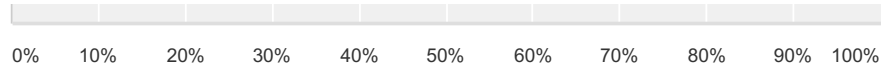












■ Not interested   
 ■ Mildly Interested   
 ■ Interested   
 ■ Very Interested

|                             | Not interested | Mildly Interested | Interested   | Very Interested | Total |
|-----------------------------|----------------|-------------------|--------------|-----------------|-------|
| Young and Recovering        | 36.21%<br>21   | 24.14%<br>14      | 31.03%<br>18 | 8.62%<br>5      | 58    |
| Relapse Prevention          | 6.45%<br>4     | 9.68%<br>6        | 46.77%<br>29 | 37.10%<br>23    | 62    |
| Step Work                   | 0.00%<br>0     | 6.15%<br>4        | 27.69%<br>18 | 66.15%<br>43    | 65    |
| Higher Power                | 3.17%<br>2     | 12.70%<br>8       | 36.51%<br>23 | 47.62%<br>30    | 63    |
| Transgender and Recovering  | 50.00%<br>30   | 21.67%<br>13      | 20.00%<br>12 | 8.33%<br>5      | 60    |
| Gratitude                   | 2.99%<br>2     | 10.45%<br>7       | 37.31%<br>25 | 49.25%<br>33    | 67    |
| Spirituality                | 3.08%<br>2     | 7.69%<br>5        | 36.92%<br>24 | 52.31%<br>34    | 65    |
| Health & Fitness            | 7.94%<br>5     | 25.40%<br>16      | 33.33%<br>21 | 33.33%<br>21    | 63    |
| Sponsorship                 | 0.00%<br>0     | 10.77%<br>7       | 43.08%<br>28 | 46.15%<br>30    | 65    |
| Financial Health            | 11.11%<br>7    | 23.81%<br>15      | 33.33%<br>21 | 31.75%<br>20    | 63    |
| Coping with Chronic Illness | 19.35%<br>12   | 32.26%<br>20      | 30.65%<br>19 | 17.74%<br>11    | 62    |
| Work or Work/Life Balance   | 11.48%<br>7    | 19.67%<br>12      | 47.54%<br>29 | 21.31%<br>13    | 61    |
| Sex, Intimacy, or Dating    | 7.81%<br>5     | 14.06%<br>9       | 29.69%<br>19 | 48.44%<br>31    | 64    |
| Happiness / Depression      | 1.56%<br>1     | 12.50%<br>8       | 50.00%<br>32 | 35.94%<br>23    | 64    |
| History or Traditions       | 7.94%<br>5     | 20.63%<br>13      | 38.10%<br>24 | 33.33%<br>21    | 63    |
| Growing Older in Sobriety   | 7.69%<br>5     | 7.69%<br>5        | 30.77%<br>20 | 53.85%<br>35    | 65    |
| Family                      | 9.52%<br>6     | 39.68%<br>25      | 41.27%<br>26 | 9.52%<br>6      | 63    |
| Acceptance                  | 0.00%<br>0     | 11.94%<br>8       | 55.22%<br>37 | 32.84%<br>22    | 67    |
| Coming out in Recovery      | 40.00%<br>24   | 30.00%<br>18      | 15.00%<br>9  | 15.00%<br>9     | 60    |
| We Agnostics                | 32.20%<br>19   | 27.12%<br>16      | 27.12%<br>16 | 13.56%<br>8     | 59    |

**Q10 Do you have any any other feedback about anything (hotel, logistics, program, entertainment, etc)? If so, please add your comments:**

Answered: 8 Skipped: 60